

How can parents help?

1. Check that your son/daughter is making full use of all the resources and support available.

We have worked hard to provide resources that will help with revision. Please check that your son/daughter is using these resources.

- Are they using the revision materials that are on the Learning Portal?
- Have they printed out the revision checklists and practice exam questions for each exam paper?
- Are they following a realistic revision timetable?
- Are they making full use of lesson time and completing Go4Schools homework tasks?



2. Check that your son/daughter is using effective revision strategies.

It is crucial that pupils follow the advice they have been given about how to revise. Simply reading through notes is not enough. The key tips for successful revision in History are:

- Summarising – Encourage your son/daughter to summarise key topics using flashcards, a Mind Map, diagram or revision poster. They could teach you about a key topic from the revision checklist or you could test them on their ability to recall key information on their flashcards.
- Regular self-testing – Testing tells you what you know and what you don't know and therefore where to focus further study. Recalling what you have learned causes your brain to reconsolidate the memory, which strengthens its connections to what you already know and makes it easier to recall in the future.

3. Please encourage your son/daughter to:


- Regularly use the knowledge tests, past papers and practice questions in the GCSE REVISION FOLDER to check their understanding of the key topics.
- Focus their revision on 'weaker' areas (these should be identified through regular self-testing).
- Ask for support from their teacher when they need it.



Further advice and support is available on the 'Learning' section of the school website

GCSE History

AQA



Advice for Effective Revision

GCSE History

What can you do to improve?



What do I need to revise?

PAPER 1: Understanding the modern world.

SECTION A: Period studies

Germany, 1890-1945: Democracy and dictatorship.

SECTION B: Wider world depth studies

Conflict and tension, 1918-1939

PAPER 2: Shaping the nation

SECTION A: Thematic studies

Britain: Health and the people: c1000 to the present.

SECTION B: British depth studies including the historic environment.

Elizabethan England, 1568-1603.

How it's assessed

- Two written exams: Both are 2 hours.
- 84 marks (including four marks for spelling, punctuation and grammar)
- Each exam = 50% of the GCSE.

Use the Learning Portal to access the GCSE REVISION FOLDER.



Go to the 'Learning Portal', 'History', and use the 'GCSE History Revision 2021 Onwards' FOLDER. **Here you will find a range of revision resources split into Paper One and Paper Two.**

[GCSE HISTORY REVISION 2021 ONWARDS](#)



GCSE History

What can you do to improve?

Resource	What to do
Checklists	Use the revision checklist booklet (see GCSE HISTORY REVISION folder) to identify your strong and weak areas. Follow this link: CHECKLIST Spend at least one hour per week revising weak areas using the methods outlined below.
Memory Aids	Use the memory aids and quizzes in the revision folder to get the key topics into your long-term memory. Use blank page retrieval methods or get someone to test you. Use the quiz questions to test your knowledge. Follow this link: MEMORY AIDES AND QUIZZES
Textbooks 	Use the 4 textbooks in the revision folder on the learning portal to make notes on weaker areas. The textbooks also contain exam practice questions and advice on how to answer questions. Follow this link: TEXTBOOKS
Past Papers	Use the past paper questions that are in the revision folder on the learning portal to test yourself. Hand your answers in to your teacher and ask for feedback on how to improve. Follow this link: PAST PAPERS
BBC GCSE Bitesize 	BBC Bitesize has good summaries of the key topics and quizzes where you can test your knowledge. Make sure you select the AQA specification and the 4 units you will be examined on (see opposite page). Follow this link: https://www.bbc.co.uk/bitesize/examspecs/zxjk4j6