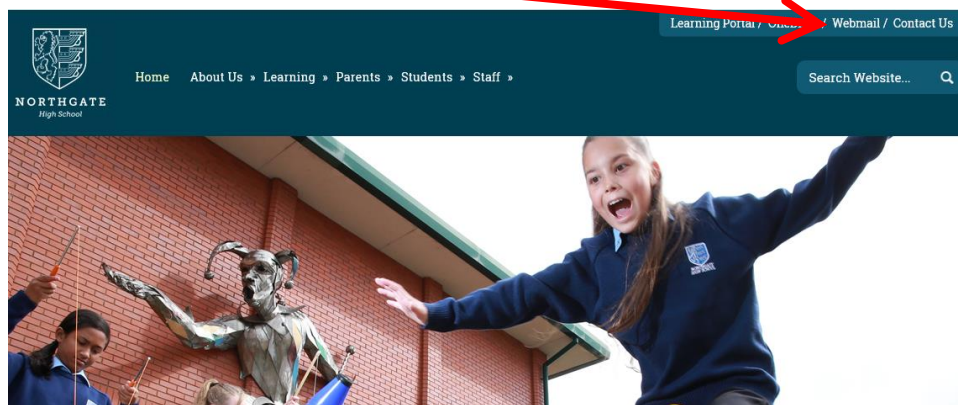


# Accessing School E-mail and Go4Schools

## School E-mail

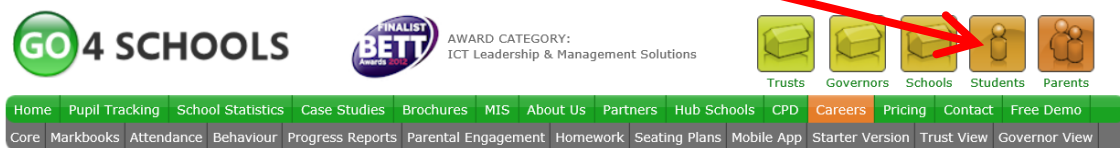
Access this by clicking the **webmail** link from the school website:



Your e-mail address is in the format **username@northgate.suffolk.sch.uk**  
Your e-mail password is the same as your in-school computer password.

## Go4Schools

Go to the Go4Schools website and click on the '**Students**' icon:



Enter your **school e-mail address** and your **Go4Schools password** - this is different to your normal school password:

### Welcome!

#### This is the GO 4 Schools login page for Students

In order to login, you will need to use the email address that your school holds for you.

If you don't have a password yet, or have forgotten your password, you can request a password reset email using the [First-time User?](#) and [Forgotten your Password?](#) links.

**If you are having problems logging on, please contact your school.**

A login form with two input fields: 'Email address:' and 'Password:'. Below the 'Password:' field is a checkbox labeled 'Remember my email address'. At the bottom of the form is a 'Sign in' button. Red arrows point from the text above to the 'Email address:' field, the 'Password:' field, and the 'Sign in' button.

[First-time User?](#)

[Forgotten your Password?](#)

Then click '**Sign in**'.

Keep reading to see how to reset your password.....

## Resetting your Go4Schools password

This must be done on the Go4Schools **website** and cannot be done through the App.

If you need to reset your password, click on the '**Forgotten your Password?**' link:

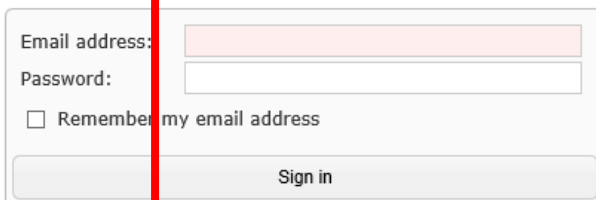
### Welcome!

#### This is the GO 4 Schools login page for Students

In order to login, you will need to use the email address that your school holds for you.

If you don't have a password yet, or have forgotten your password, you can request a password reset email using the [First-time User?](#) and [Forgotten your Password?](#) links.

**If you are having problems logging on, please contact your school.**



Email address:

Password:

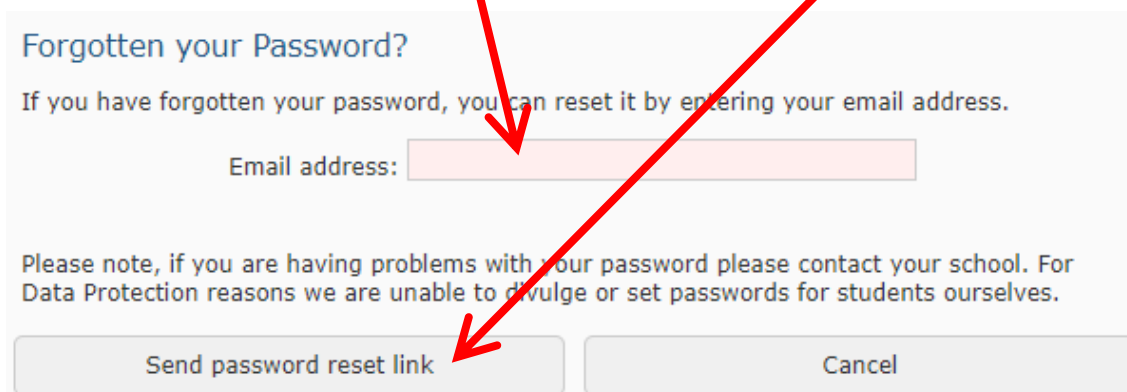
Remember my email address

Sign in

[First-time User?](#)

[Forgotten your Password?](#)

You'll then need to enter your **school-e-mail address** and click '**Send password reset link**'.



### Forgotten your Password?

If you have forgotten your password, you can reset it by entering your email address.

Email address:

Please note, if you are having problems with your password please contact your school. For Data Protection reasons we are unable to divulge or set passwords for students ourselves.

Send password reset link      Cancel

Next, you need to:

- Open up your school e-mail and find the e-mail that Go4Schools has sent to you.
- Follow the link in that e-mail.
- It will take you back to Go4Schools to set yourself a new password.
- Make sure you hit the **password rules** given and type it in accurately twice.:

#### Password reset

##### Change your password

Update your password in the boxes below and click the "Change" button.

New password to use to login:

Confirm new password:

Password must:

- Be at least 8 characters long
- Have not been previously used on GO 4 Schools
- Contain the following:
  - At least 1 upper case character (from A-Z)
  - At least 1 lower case character (from a-z)
  - At least 1 numerical character (from 0-9)
  - At least 1 special character (from @ # \$ , % ^ & \*)

Change

- Click to **accept the agreement** and then click '**Change**'.
- You'll be taken back to the log-in screen and will need to enter your new password one last time to log in.