

## How can parents help?

Please encourage your son/daughter to make full use of all the resources and support available. They should ...

- **Read regularly.** Pupils should use all available resources, including the library, to access a range of fiction and non-fiction texts.
- **Use their GCSE exercise books for revision.** Pupils should revisit texts, questions, responses and feedback to revise reading and writing strategies.
- **Practise skills.** Pupils should revise the techniques they have been taught and practise the skills-based questions that appear on both papers. This can be done using any suitable texts of their choosing, as well as through accessing practice questions from the learning portal.
- **Improve technical skills.** Pupils could record new vocabulary and actively use it in their speech and writing. They should also practice checking, editing and correcting all of their written work, including work completed in other subjects.
- Encourage students to attend the tutor led sessions (if invited) and complete revision and homework at home.
- Make full use of class time and teacher expertise.
- Draw up a realistic revision timetable and stick to it

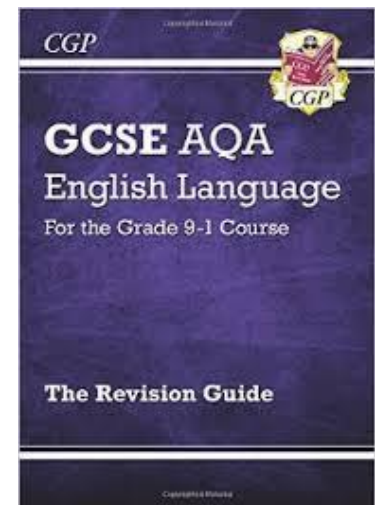

Please encourage your son/daughter to:

- Vary their revision for interest and effectiveness.
- Identify their weaknesses and work on addressing them.
- Eat healthily, get rest, sleep well and take time off too.

Further advice and support is available on the 'Learning' section of the school website.



# GCSE English Language AQA (8700)



## Advice for Effective Revision

## GCSE English Language What can you do to improve?



### What do I need to revise?

**PAPER 1: Explorations in Creative Reading and Writing** looks at how writers use narrative and descriptive techniques to engage the interest of readers.

**Written exam: 1 hour and 45 minutes**

**80 marks: 50% of GCSE**

**Section A: Reading (25%)** One literature fiction text from the 19<sup>th</sup>, 20<sup>th</sup> or 21<sup>st</sup> century

**Section B: Writing (25%)** Descriptive or narrative writing

- Read a wide variety of literary fiction: extracts, short stories and whole novels.
- Revise narrative and descriptive techniques, particularly language and structural devices.
- Go to the learning portal for a list of recommended reading and extracts and questions to practice.

**PAPER 2: Writers' Viewpoints and Perspectives** looks at how different writers present a similar topic over time.

**Written exam: 1 hour and 45 minutes**







**80 marks: 50% of GCSE**

**Section A: Reading (25%)** One non-fiction text and one literary non-fiction text from the 19<sup>th</sup>, 20<sup>th</sup> or 21<sup>st</sup> century

**Section B: Writing (25%)** Writing to present a viewpoint

- Access a wide variety of non-fiction texts; read newspaper/magazine articles and online editorials.
- Discuss your ideas with others to appreciate different perspectives and the ways they are communicated.
- Revise rhetorical devices.

## GCSE English Language What can you do to improve?

Resource	Study Skill	What to do
Checklists		Your GCSE exercise books have all your work and notes from the last two years. Now is them time to go back and use them to revise and assess your strengths and weaknesses.
Revision Guides and Workbooks		<ul style="list-style-type: none"> <li>• The CGP revision guide and workbook is an excellent resource for pupils to practice and develop the language paper exam skills.</li> <li>• Extracts and questions are also available on the learning portal.</li> </ul>
Past Papers		<ul style="list-style-type: none"> <li>• There are not many of these available but you will find some on the learning portal.</li> <li>• You can use the question format and mark schemes to test yourself using any suitable text</li> </ul>
BBC GCSE Bitesize		<a href="https://www.bbc.co.uk/bitesize/exams/pecs/zcbchv4">https://www.bbc.co.uk/bitesize/exams/pecs/zcbchv4</a> for useful revision tips and sample exam questions. This includes tips and testing for SPaG
Tutor-Led		If you are invited, be sure to attend all of your tutor-led revision sessions.
Mr Bruff		<a href="https://www.youtube.com/watch?v=LdE68iUg-k">https://www.youtube.com/watch?v=LdE68iUg-k</a> Follow this link to access Mr Bruff's Youtube tutorials on Papers 1 and 2.