

How parents can help

Please check that your son/daughter is making full use of the resources that the Science department has provided:

- Access to www.my-gcse-science.com – can be used on any device including phones – perfect for organising revision.
- **Criteria sheets** with statements for each topic, detailing exactly what is expected at foundation and higher tiers.
- Three course-specific **revision guides** which cover every topic they will be examined on.
- Two **revision planner** sheets per GCSE to show which sub-topics fall into which exam paper. These should be used to ensure full coverage: they should tick off topics as they go.
- Access to a vast array of **exam questions**, split into topics, and **whole exam papers**, all with mark schemes. These are accessible on the Learning Portal from home and from the AQA website.

Encourage your son/daughter to use the most effective revision strategies:


- Completing and marking exam questions is a vital process, identifying areas to focus on. It also helps pupils to become familiar with the common style, content and skills they will meet in their real exams as well as fine-tuning their level of detail.
- Using the materials on **My-GCSEScience** - can be done anywhere, any time.
- Using an **online** revision/flashcard tool, such as **Quizlet**, allows students to store their notes centrally.

Provide the necessary resources:

- Flash cards, highlighters, pens, colours, paper.
- Access to online resources, plus printer paper and ink.
- Encouragement and a reminder of what they are aiming for!

Triple Science

AQA GCSE Biology, GCSE Chemistry and GCSE Physics



Advice for Effective Revision

What to revise

There are several topics per GCSE, split into 6 exam papers in total.

<u>GCSE Biology</u>	<u>GCSE Chemistry</u>	<u>GCSE Physics</u>
<p>Paper 1 (100 marks, 105 mins):</p> <ol style="list-style-type: none"> 1 - Cell Biology 2 - Organisation 3 - Infection and Response 4 - Bioenergetics <p>Paper 2 (100 marks, 105 mins):</p> <ol style="list-style-type: none"> 5 - Homeostasis and Response 6 - Inheritance, Variation and Evolution 7 - Ecology 	<p>Paper 1 (100 marks, 105 mins):</p> <ol style="list-style-type: none"> 1 - Atomic Structure and the Periodic Table 2 - Bonding, Structure and the Properties of Matter 3 - Quantitative Chemistry 4 - Chemical Changes 5 - Energy Changes <p>Paper 2 (100 marks, 105 mins):</p> <ol style="list-style-type: none"> 6 - The Rate and Extent of Chemical Change 7 - Organic Chemistry 8 - Chemical Analysis 9 - Chemistry of the Atmosphere 10 - Using Resources 	<p>Paper 1 (100 marks, 105 mins):</p> <ol style="list-style-type: none"> 1 - Energy 2 - Electricity 3 - Particle Model of Matter 4 - Atomic Structure <p>Paper 2 (100 marks, 105 mins):</p> <ol style="list-style-type: none"> 5 - Forces 6 - Waves 7 - Magnetism and Electromagnetism 8 - Space Physics













Where to find help and resources

- Use www.my-gcse-science.com to help structure your exam preparation.
- Use criteria sheets and revision planners.
- Access the electronic resources via the *Learning Portal* from home or school.
- Come to after-school drop-in sessions in Biology (alternating Tues/Thurs), Chemistry (Wednesday) and Physics (Tuesday).
- Ask your teacher questions that come up during your revision.



Triple Science		Biology		Chemistry		Physics	
Paper 1		Paper 1		Paper 1		Paper 1	
Exam - Tues 15 th May (p.m.)		Exam - Tues 15 th May (p.m.)		Exam - Tues 15 th May (p.m.)		Exam - Tues 15 th May (p.m.)	
Cell Biology	1	Atomic Structure and the Periodic Table	1	Energy	1	Energy	1
Organisation	2	Bonding, Structure and the Properties of Matter	2	Electricity	2	Electricity	2
Infection and Response	3	Quantitative Chemistry	3	Particle Model of Matter	3	Particle Model of Matter	3
Bioenergetics	4	Chemical Changes	4	Atomic Structure	4	Atomic Structure	4
Homeostasis and Response	5	Energy Changes	5	Forces	5	Forces	5
Inheritance, Variation and Evolution	6	The Rate and Extent of Chemical Change	6	Waves	6	Waves	6
Ecology	7	Organic Chemistry	7	Magnetism and Electromagnetism	7	Magnetism and Electromagnetism	7
		Chemical Analysis	8	Space Physics	8	Space Physics	8
		Chemistry of the Atmosphere	9				
		Using Resources	10				

What to do

Resource	How to use it
<p>www.my-gcse-science.com</p>   	Excellent for helping you to organise your revision. Videos, multiple-choice questions and exam questions. Red, amber, green used to track progress.
<p>Revision Planners</p> 	Use these to help structure your revision to cover all the sections.
<p>Criteria Sheets</p>  	Use these to find the exact details needed. Find key words and ideas and identify your areas to work on.
<p>Revision Guides</p>  	Use these to help build your understanding. Read and answer the practice questions for the parts you don't understand yet.
<p>Exam Questions</p> <ul style="list-style-type: none"> - by Topic - Whole 	It is vital that you check you can answer exam questions on each topic and by using whole papers. Check your answers with the mark schemes carefully.
<p>Flash Cards and Mind Maps</p> 	Create resources to summarise topics. Use these to test yourself regularly. Many of these have been made ready for you to use.
<p>Required Practicals and Practical Skills</p> 	Revise these practicals and more general skills. Watch the videos to remind yourself what you did.
<p>Friends - study groups</p> 	Create a study group with friends to support, help and encourage each other.